

## Injector Door Ltd.

Eystein Elttør  
 Tel.: +298 28 06 06  
 Mail: ee@injector-door.eu  
 Web: www.injector-door.eu

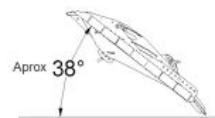
### Injector Shark Manual 1 long and 2 short

W: Main wire connection  
 D: Middle chain connection on back  
 E-F: Upper & lower chain connection on back

Increase spread (AOA): Connect to a higher no. in point W and/or in point E-F  
 Decrease spread (AOA): Connect to a lower no. in point W and/or in point E-F

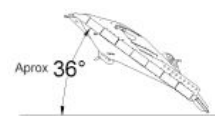
Relative even seabed: It is recommended that chain in point E and F have equal lengths  
 More bottom oriented: In deep water fishing, chain in point E can be extended (or chain F can be shortened)  
 More backwards oriented: Chain in point E must be shortened (or chain F must be extended). Suitable for fishing on very uneven bottom

Chain lengths: Chain lengths are from attachment point on door (including shackle) to the connection ring



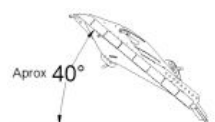
#### SUGGESTED STARTING POINT: MEDIUM AOA SETTINGS

W 2B: Main wire connection  
 UB1:3: Upper backstop connection  
 LB1:3: Lower backstop connection



#### TILT DOOR FORWARD SETTING

W 2B: Main wire connection  
 UB1:2:LB: Upper backstop connection to a lower No.  
 1:5: Lower backstop connection to a higher No.



#### TILT DOOR BACKWARD SETTING

W 2B: Main wire connection  
 UB1:5: Upper backstop connection to a higher No.  
 LB1:2: Lower backstop connection to a lower No.